4 Increase use of community-based services while reducing use of out-of- home placements..

72%

of youth are supervised while at home. The remaining 28% are supervised in out-of-home placements, on September 30, 2026.

In the last 3 months

880 youth have accessed funds for **Community-Based Non-Treatment** services

379 youth have accessed funds for **Community-Based Treatment** services.

Out-of-Home Placements

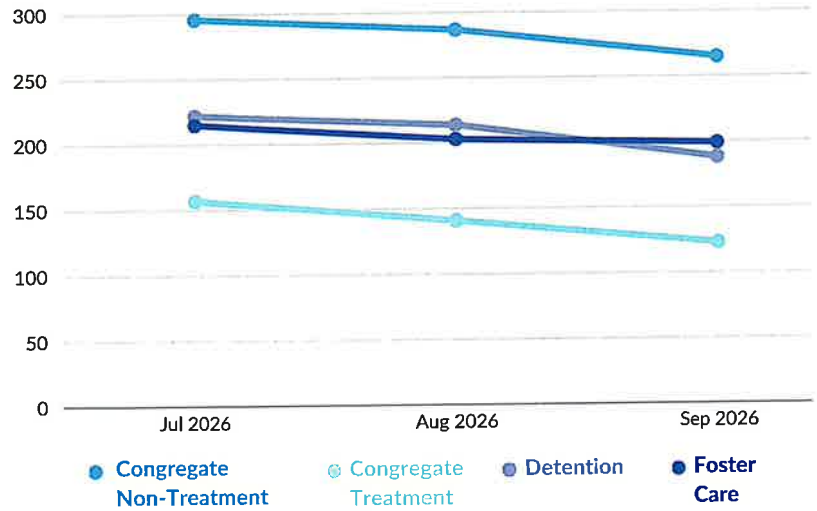

5 Youth involved in the juvenile justice system will receive targeted supervision and services that reduce post-program recidivism.

Investigations Ordered

543

Drug Tests Collected

6,430

2,756

GRADUATED RESPONSE INCENTIVES

Graduated Response Sanctions

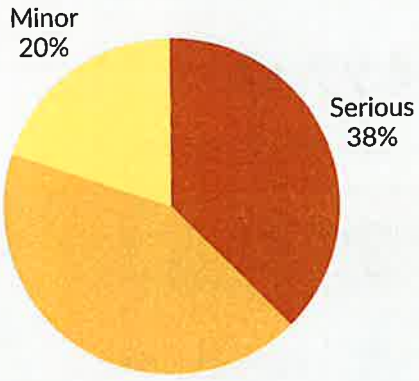

55% of all youth released from Probation saw a **decrease** in the overall risk score.

78% of youth were **successfully** released from Probation.

Recidivism by Risk Level

As predicted by the validated risk assessment tool, Youth Level of Risk/Case Management Inventory (YLS/CMI), the total population low risk youth who discharged successfully between September 3 2025 and September 30, 2026 recidivated at a lower rate than the total population of moderate or high risk youth.

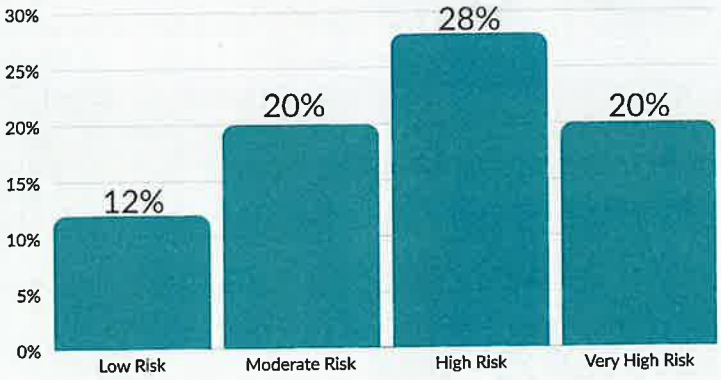

Statewide Recidivism Rate

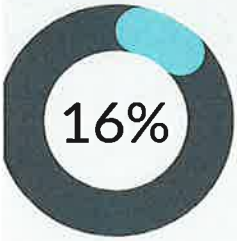

of youth that were successfully discharged from Probation, were found responsible for a subsequent qualifying adjudication within one year of their release. This current recidivism rate is reported as of September 30, 2026.

STATE OF NEBRASKA
JUDICIAL BRANCH

Juvenile Probation Services Division

Juvenile Probation Quarterly Outcome Report

Date Range:
Jul 1 - Sep 30, 2026
(unless noted)

Current Population

*population includes pre-disposition.
(Sep 30, 2026)

Male: 1,670
Delinquent: 1,407
Status: 263

Female: 851
Delinquent: 586
Status: 265

$36.99/ day

FY25 Average Supervision Cost

2,521

Current Population

*population includes pre-disposition.
(Sep 30, 2026)

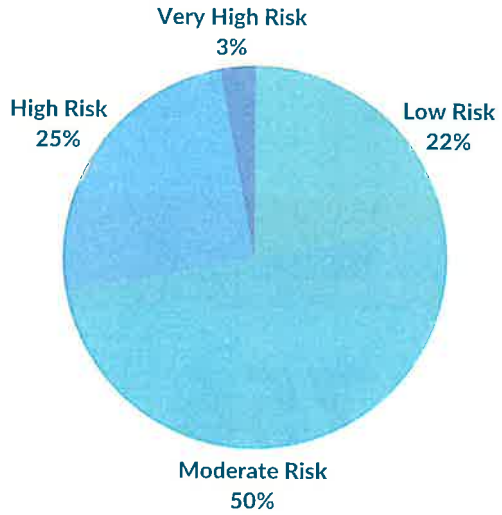

Ethnicity	# of Juveniles
Hispanic Origin	669
Not of Hispanic Origin	1852
Total	2,521

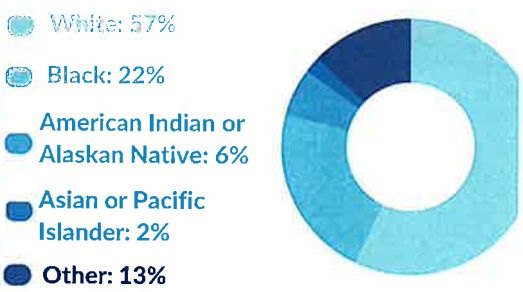

1 Maintain detention for only those youth who pose a significant risk to the community or risk to flee the jurisdiction of the court.



of youth, who were detained, met the criteria on the detention screening instrument.

Detention Screenings Conducted



408



of youth screened wer released home or to ar alternative.

2 A higher percentage of youth will be involved in pro-social activities including school and employment.



67% of youth that were discharged in the last 3 months reduced their risk in the education and employment domain. The discharged youth were initially placed on probation with a high YLS/CMI score for education and employment and have reduced their risk related to those key areas by the end of the probation term.



3 An increase in status youth who are diverted from the juvenile justice system or who receive a decreased term of probation supervision.

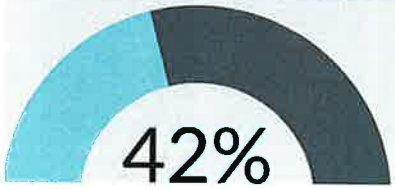

Status youth spend 42% less time on probation than delinquent youth.

14
Months



9
Months